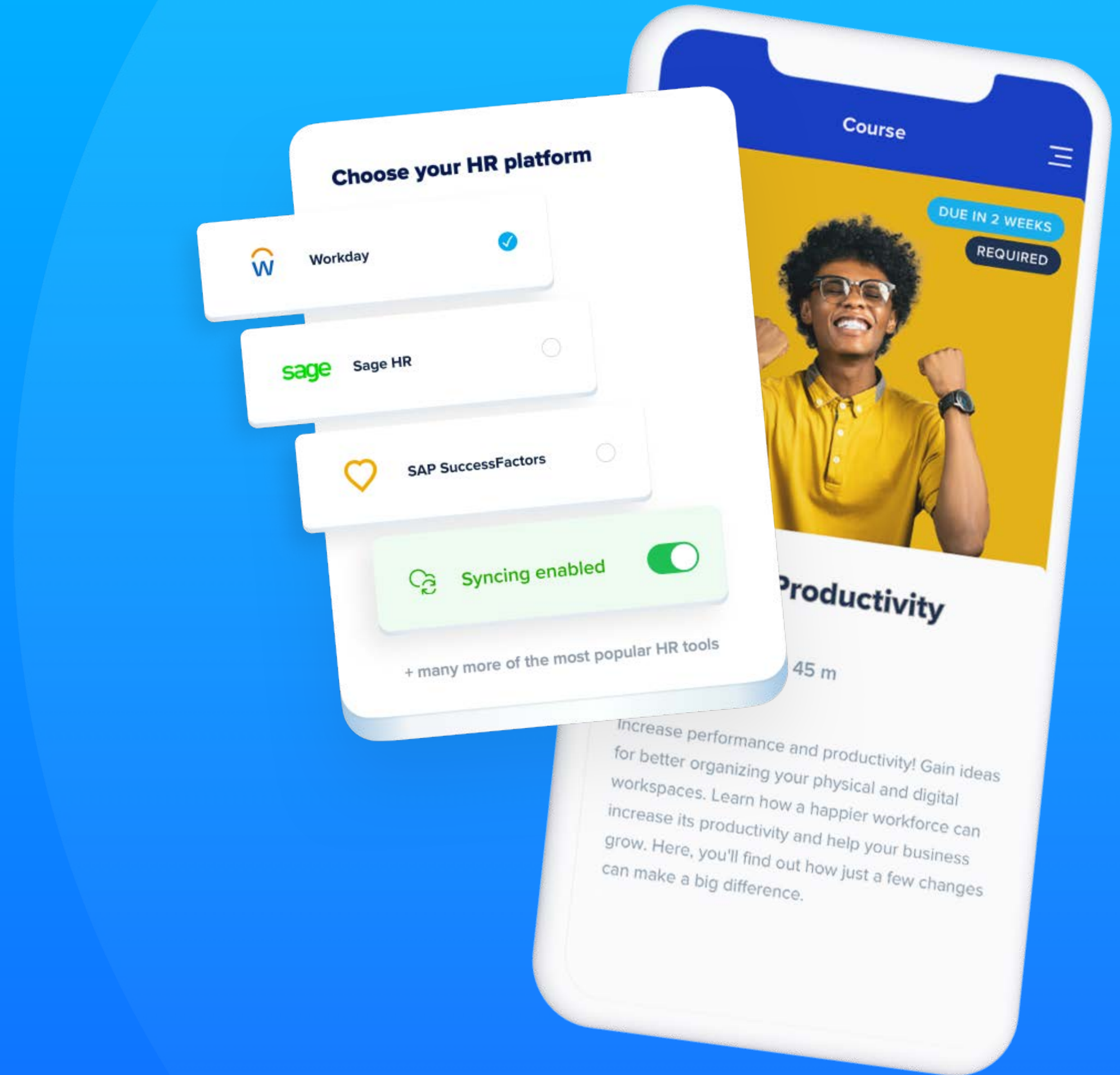


API and integrations

A smarter way for businesses to connect



Say goodbye to paperwork

Here's how integrations make your life easier

With eloomi integrations, your platform stays in sync with your chosen user management system. So when someone is hired, promoted, or leaves the organization, their account details and permissions are automatically created, updated, and managed.



Access easily



Boost productivity



Automate tasks



Stay IT secure

Drive efficiency in your workflow.

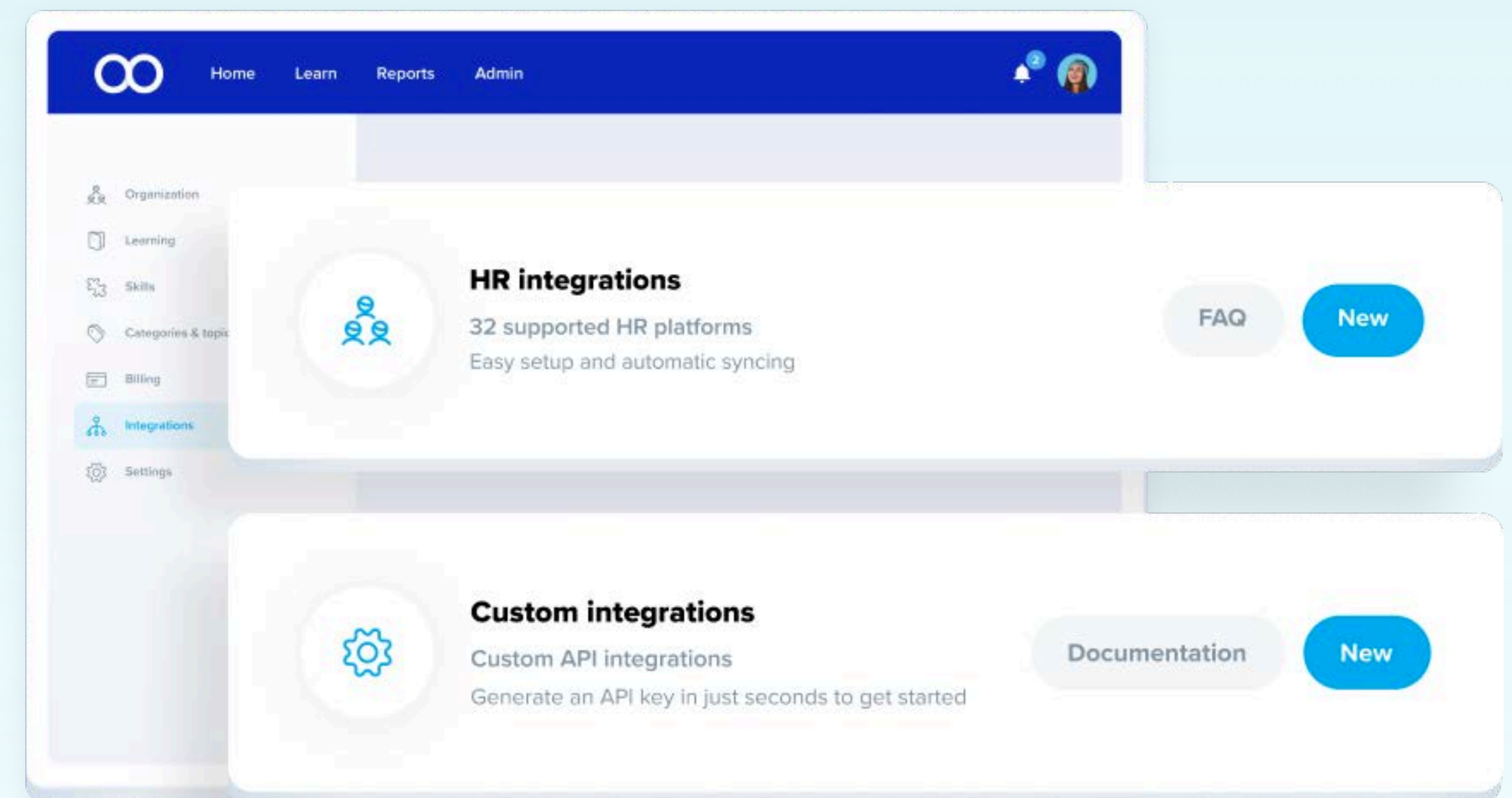
Choose the right integration method

We offer 2 ways of synchronizing data between your HRIS systems and the eloomi platform:

1. **Native Integration:** Off the shelf and easy set up integration built for +40 solutions
2. **Custom Integration (via open API):** Tailored integration implemented through [eloomi's open API](#)

Select the method that suits your requirements best.

Learn more about your options and the required capabilities and resources for both integration scenarios in the table on the following page.




Native or custom integration?











































Requirements and specifications

	Native Integration	Custom Integration (via open API)
Supported HRIS	40+ (8 self-service, rest with an assistance)	Depending on the integrator's expertise
Supporting multiple connections to HRIS systems, i.e. when: <ul style="list-style-type: none"> Multiple different HRIS systems are used on the customer side, or Multiple instances of the same HRIS are used and need to be integrated into eloomi's platform 	—	✓
Bidirectional synchronization User/learning data can be synchronized between HRIS and eloomi's platform in both directions, i.e. user data from HRIS system to eloomi and course data from eloomi to HRIS	—	✓
User synchronization	List of supported fields below	✓
Filtering of users	By available user fields	✓
Automated synchronization of groups from HRIS into eloomi's Platform (e.g., Departments, Teams, groups for managers)	✓	✓
Filtering of groups	By group type	✓
Synchronization of learning records (such as information about completed courses or course categories, into HRIS)	—	✓
Learning materials synchronization	—	✓
Can be set without technical expertise	✓	—
Synchronization cadence	Daily/on-demand	Custom set by integrator
Code ownership	eloomi	Customer
Support	✓	—

Native integrations

Learn more about our native solutions



 Alexis HR	 Altera Payroll	 Azure Active	 BambooHR
 Breathe	 Ceridian Dayforce	 Charlie	 ChatHop
 Freshteam	 Gusto	 Hibob	 HR Cloud
 HR Partner	 Humaans	 IntelliHR	 JumpCloud
 Justworks	 Lano	 Lucca	 Namely
 Nmbrs	 Officient	 Okta	 OneLogin
 Paychex	 Paycor	 Paylocity	 PeopleHR
 Personio	 Proliant	 Rippling	 Sage HR
 Sapling	 SAP SuccessFactors	 Sesame	 Square Payroll
 TriNet	 UKG Dimensions	 UKG Pro	 UKG Ready
 Workday	 Zenefits		

And many more..

Supported integrations

With eloomi Native HR & HCM Integrations your platform stays in sync with the rest of your user management systems.

How does it work?

We partner with [Merge](#) to offer integrations so you can securely sync real-time data between your HRIS software to eloomi.



Connect effortlessly

Merge enables the preferred software provider to eloomi in seconds in order to easily share relevant data.



Share your data securely

Merge is built to protect data in accordance with the industry's highest standards of security and privacy (SOC 2 Type II, ISO 27001, HIPAA, & GDPR).



Experience top-tier support

Merge helps us proactively identify and alert if there are any issues with connection, reducing downtime impact.

Synchronization



Synchronization of users

eloomi syncs some fields by default which include:

- First Name
- Last Name
- Email address

For any additional data fields, there needs to be assistance from the Support team to find out if fields can be synchronized with the HRIS software of use. Examples of typical custom fields requested for the most popular HRIS can be found in the attached table.

Users can be filtered out based on the value of the available user fields (i.e. synchronize only users working full time). Filtering can be set up by requesting via Support.



Synchronization of groups

Native Integration is also capable of creating groups in eloomi based on the information from HRIS software. Two types of groups are synchronized by default:

1. Manager-based groups. Groups of these types are created automatically by the Native Integration, based on a manager-subordinate relationship. The creation of these groups can be switched off completely upon request.
2. Explicit groups. Groups of these types are created based on explicit teams/groups/departments in HRIS software. Filtering is possible upon request based on the group type - if this information is provided by a specific HRIS, i.e. synchronizes only groups with type = Department.

Custom fields

Possible to map per HRIS

	Azure AD	Workday	Bamboo HR	HiBob	Rippling	Charlie HR	Paychex
Job title	✓	✓	✓	✓	✓	✓	✓
Direct manager	✓	✓	✓	✓	✓	✓	✓
Manages people (Bamboo HR)			✓	✓			
Start of employment (Hire date)	✓	✓	✓	✓		✓	✓
End of employment	✓	✓	✓	✓			
Employee ID		✓	✓	✓			✓
Employment status		✓		✓	✓	✓	✓
Employee preferred name		✓		✓	✓		
Gender			✓			✓	✓
Work e-mail address	✓	✓	✓	✓	✓	✓	✓
Personal e-mail						✓	
Country		✓	✓	✓	✓	✓	
City		✓	✓	✓	✓	✓	
Location		✓	✓	✓	✓	✓	
Department				✓			

Please be aware that these are examples, the actual availability of fields is dependent on the HRIS setup. If you would like to synchronize fields not visible in the table below/marked as unavailable contact us.

Project plan

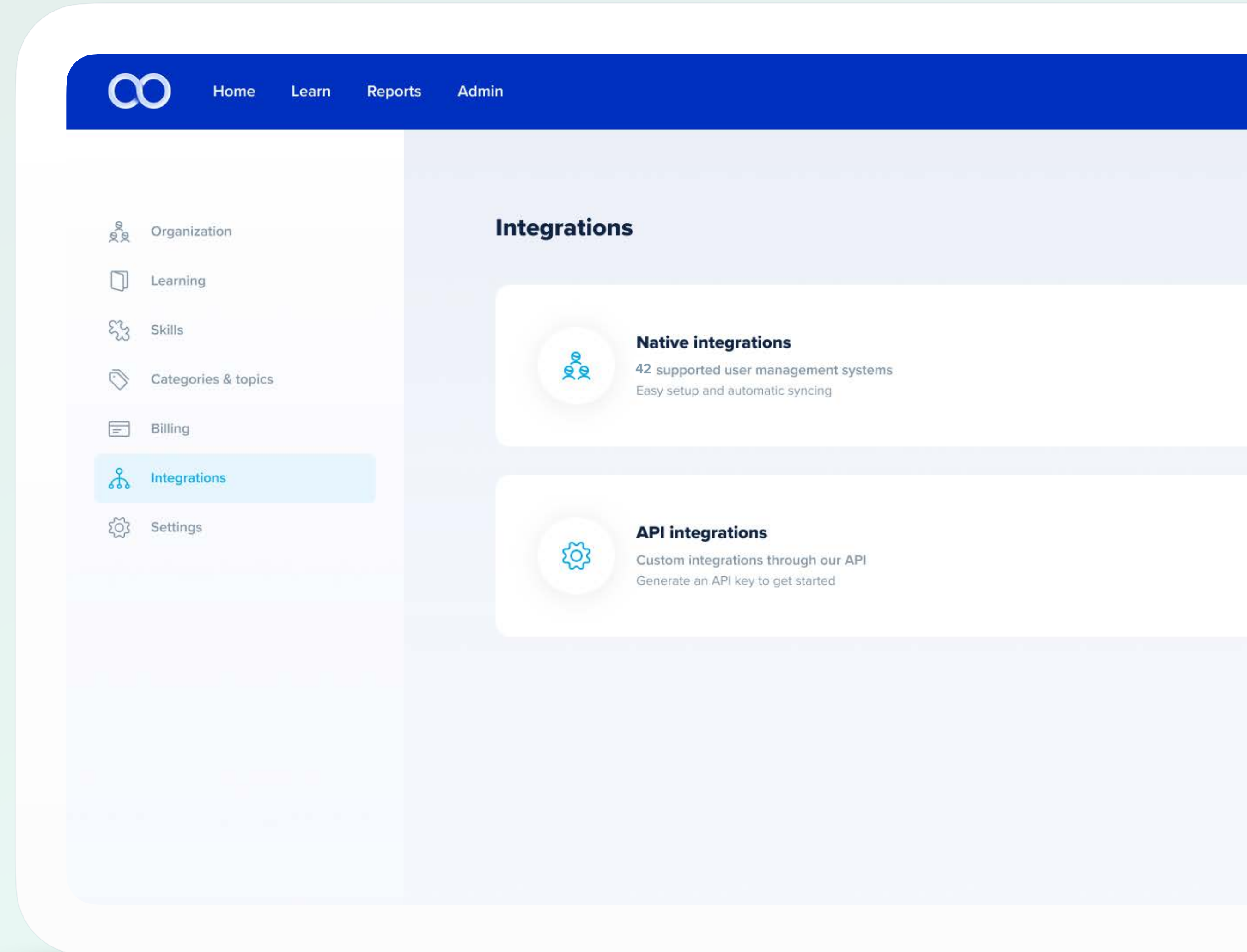
STEP	NAME	RESPONSIBILITY	TIME	OUTCOME
1	Providing requirements	Customer	2 working days*	Requirements provided to eloomi regarding: <ul style="list-style-type: none">• Custom fields synchronisation• Users filtering• Groups filtering
2	Setup of native integration by customer	Customer	2 working days	Native integration set up by the customer in the UI of the platform: <ul style="list-style-type: none">• Connection to HRIS• Available settings
3	Configuration of native integrations on customer platform	eloomi	5 working days*	Additional settings are applied on the customer's platform (optional).
4	Customer review	Customer	2 working days	The customer tests, reviews and accepts the integration solution.

*This is the average, the time depends on the requirements of the customer. Steps can be skipped if no custom requirements.

Here's how to get started

Follow these simple steps to get up and running in seconds.

- 1 Overview
- 2 Choose a system
- 3 Sync automatically
- 4 Manage settings



1 Overview

Prerequisites

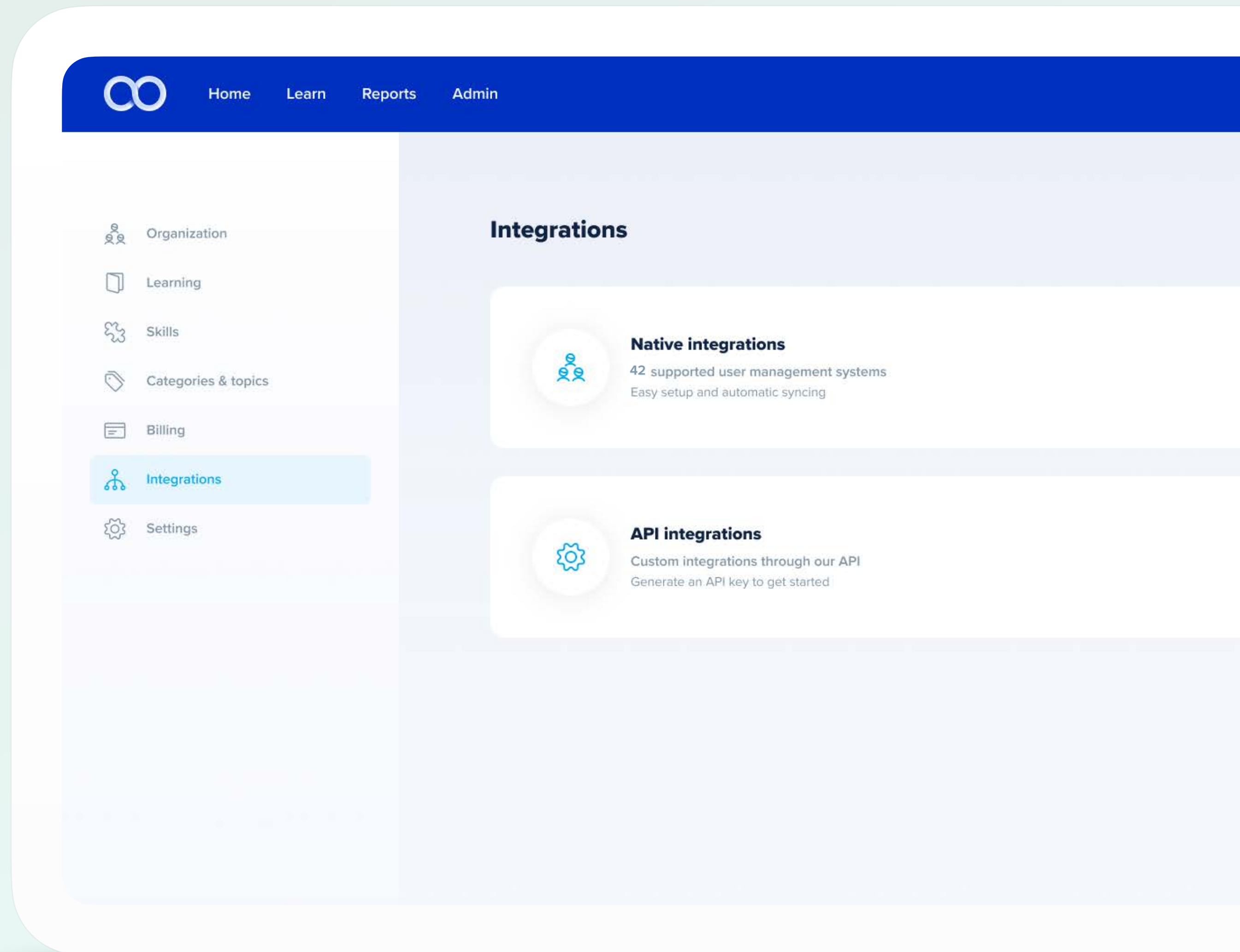
1. Make sure you have an active subscription to Native Integrations with eloomi.
2. Check with your HRIS system if you need additional permissions to link to external systems, create a service account, linking an external application, or obtaining an API key.
3. See the full list of supported HRIS systems eloomi (admin > settings > integrations > native integrations) or see the table on the following pages.
4. Most HRIS systems offer a self-service flow. If marked “Request access” you would need to contact support.

2 Choose a system

3 Sync automatically

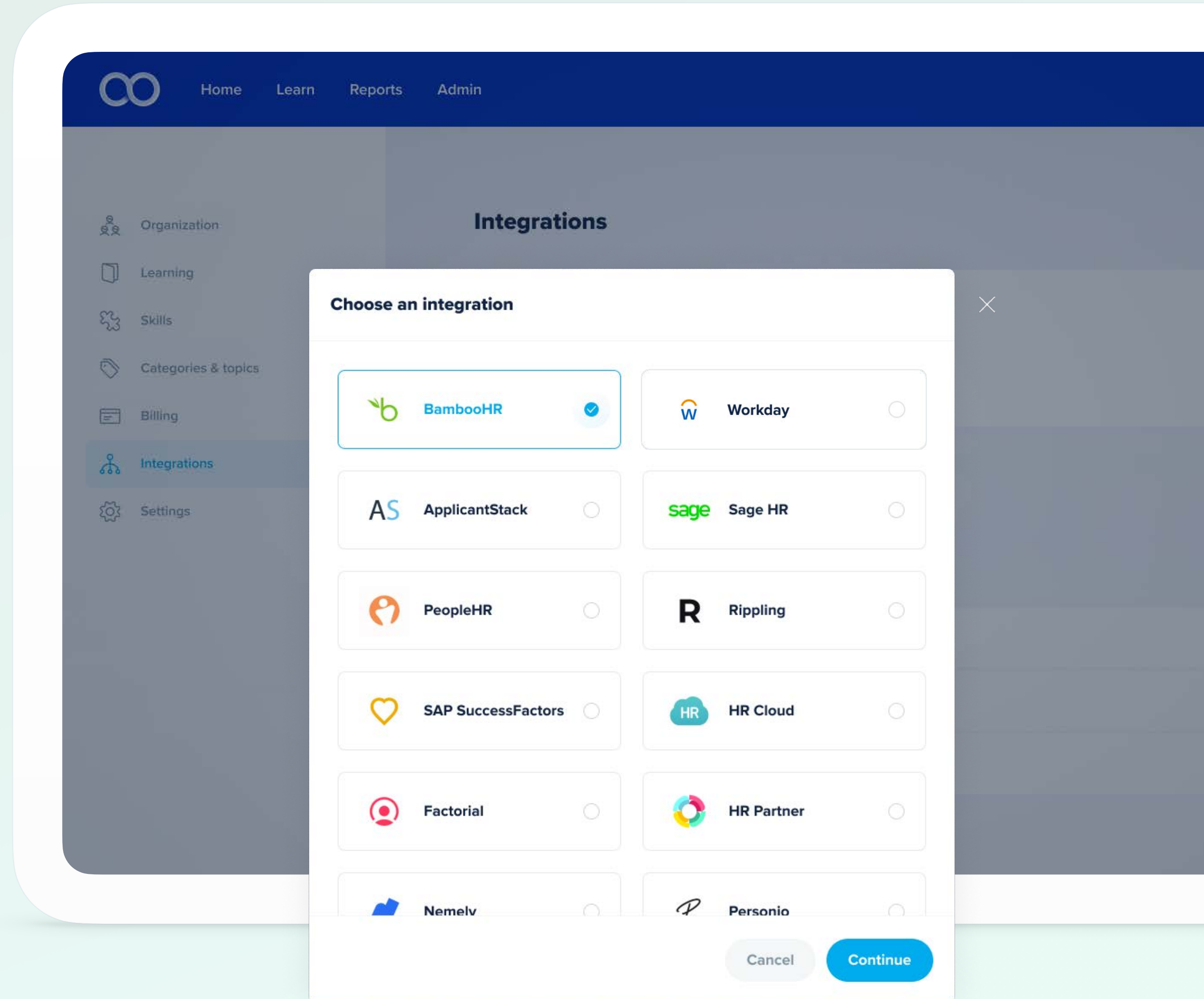
4 Manage settings

Start running integrations instantly



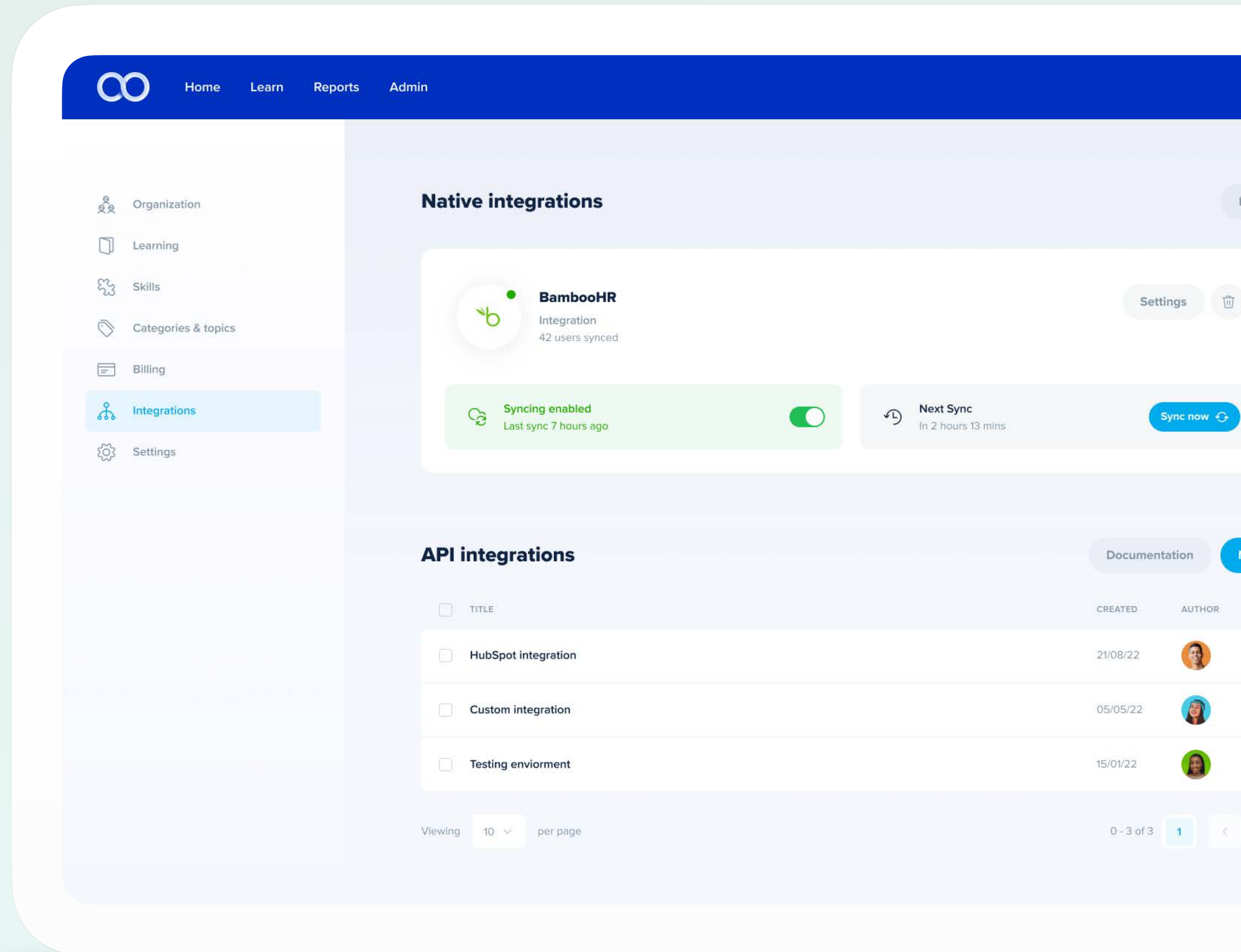
- 1 Overview
- 2 Choose a system**
- 3 Sync automatically
- 4 Manage settings

Save time and support data protection best practice.



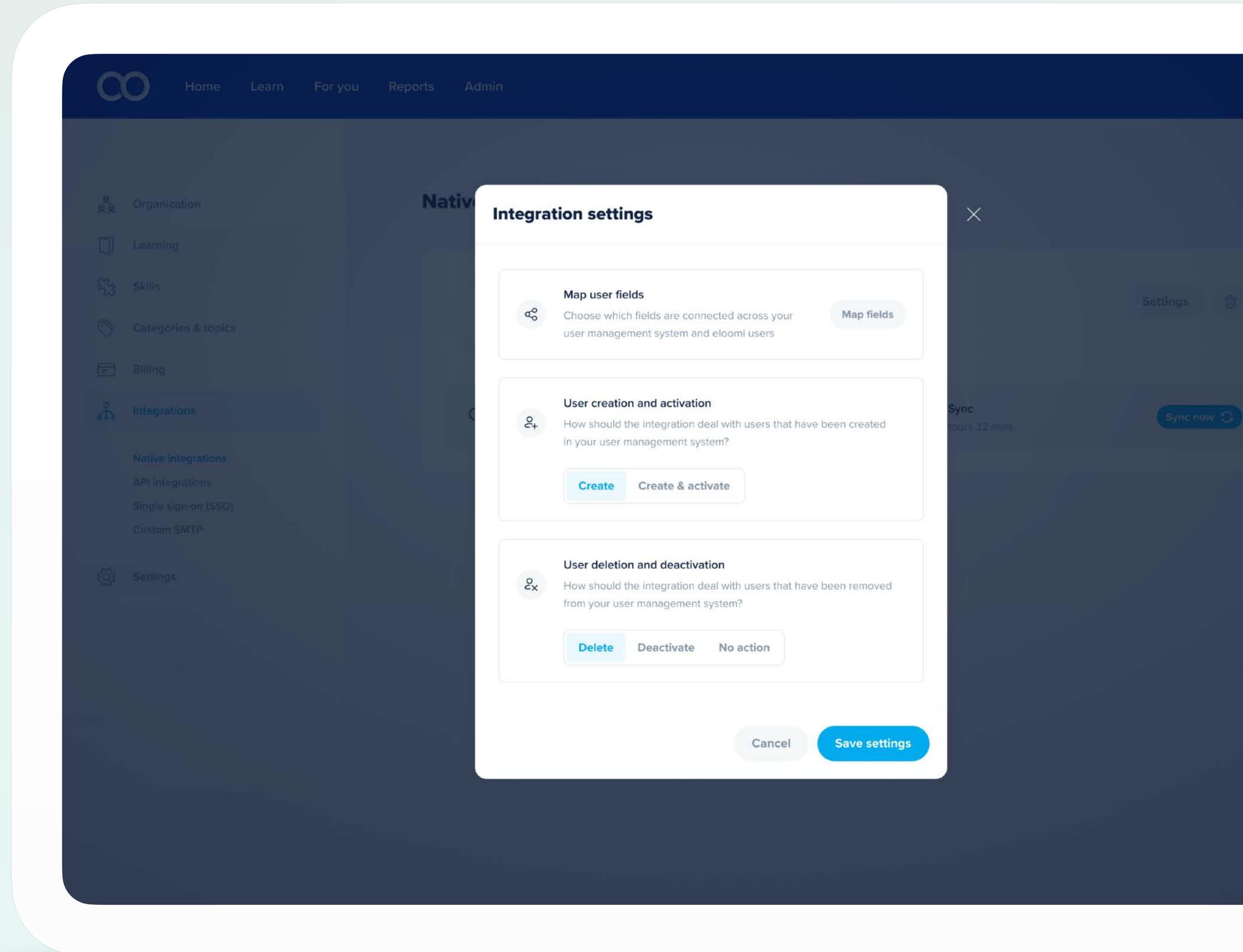
- 1 Overview
- 2 Choose a system
- 3 Sync automatically**
- 4 Manage settings

*And you're done!
This is all it takes to get
integrations up and
running*



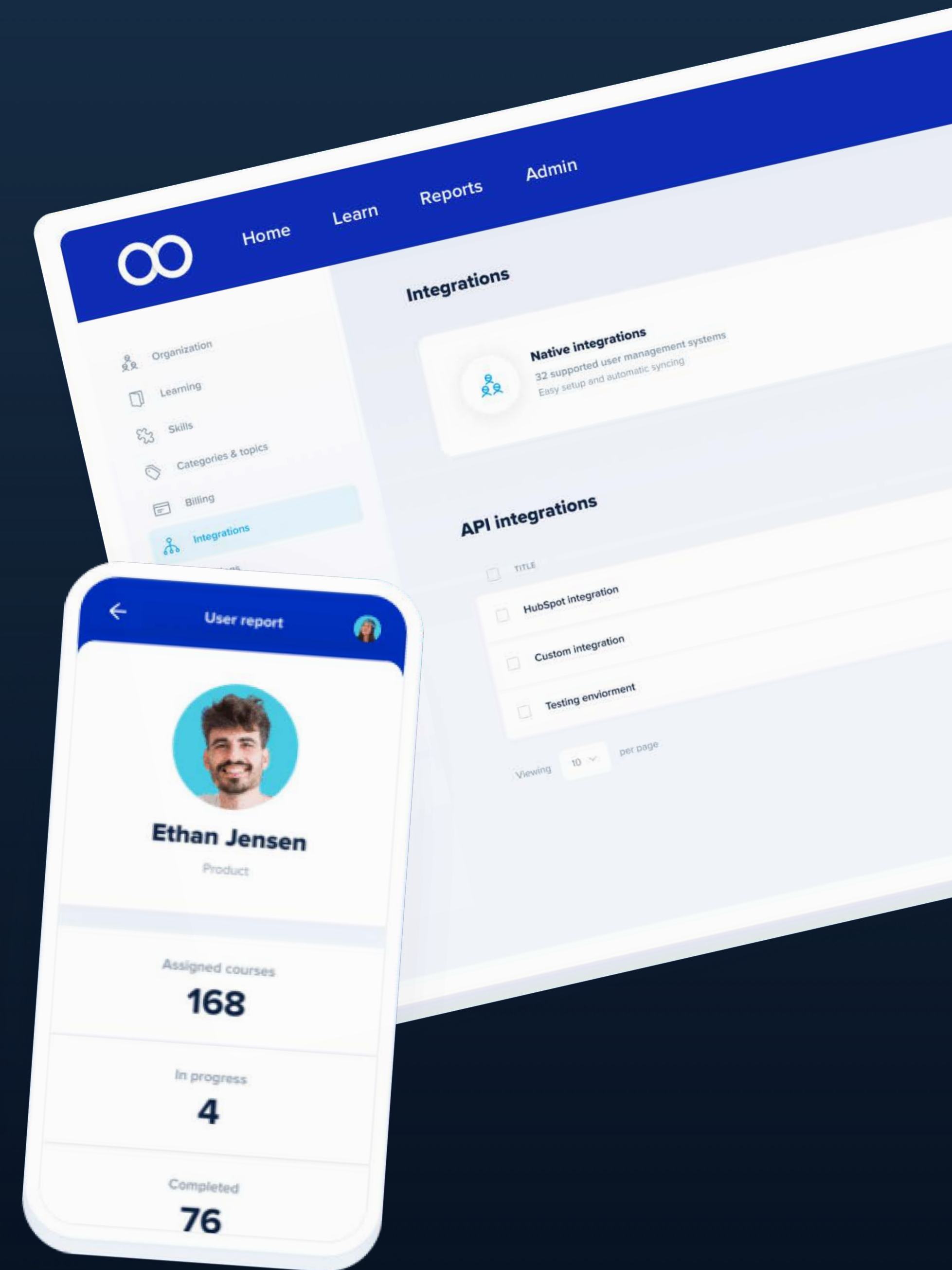
- 1 Overview
- 2 Choose a system
- 3 Sync automatically
- 4 **Manage settings**

*Looking for more?
Manage user creation &
deletion*



Custom integrations

Learn more about our API solutions



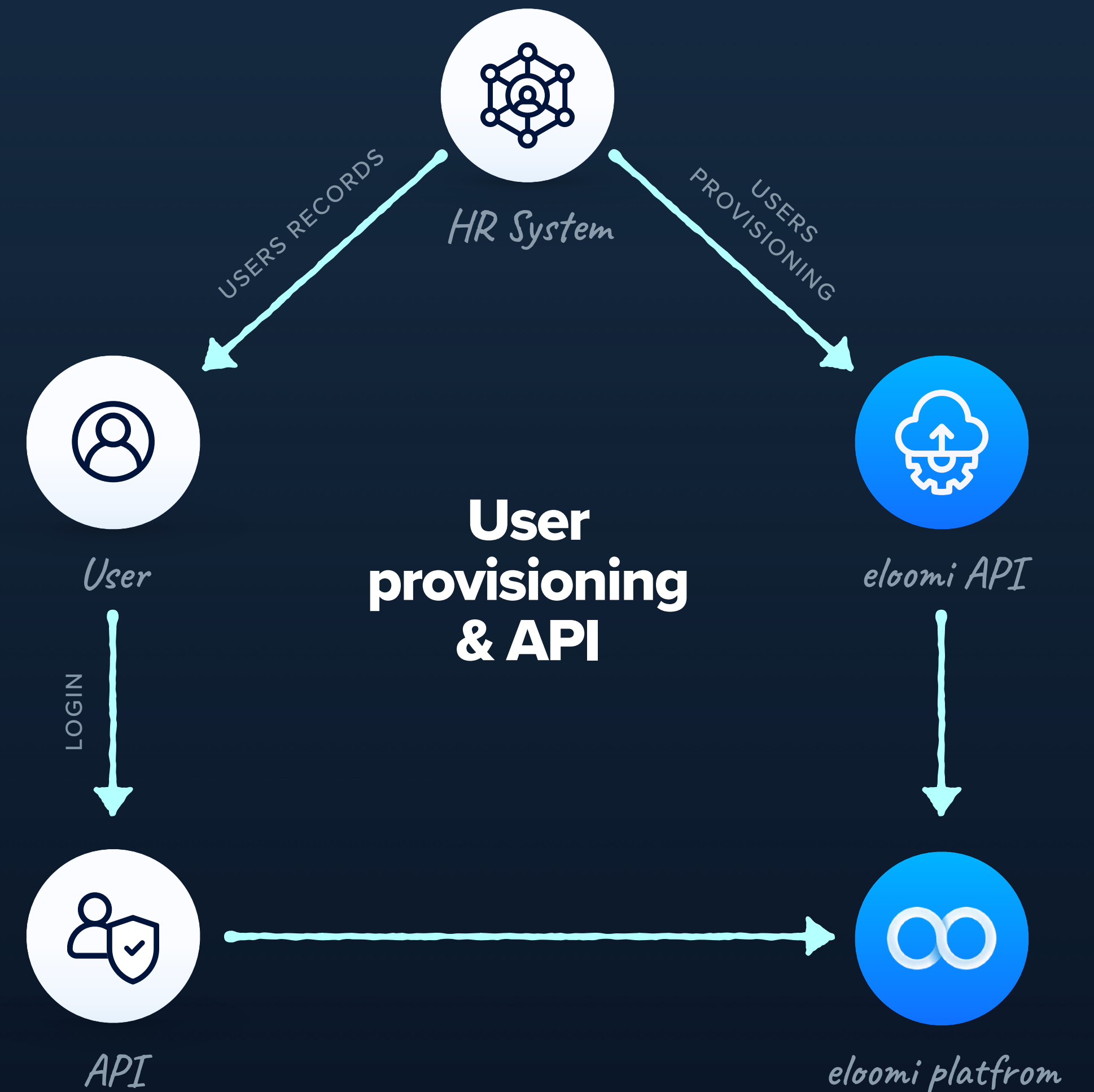
Manage user provisioning

Automate the creation and maintenance of user accounts across all applications.

User provisioning is an invaluable tool for HR and IT management and also comes as part of our eloomi API.

Let your HR team spend more time on the tasks that count, while automations keep your systems secure & up to date.

Get in touch to see how eloomi can support businesses at scale.



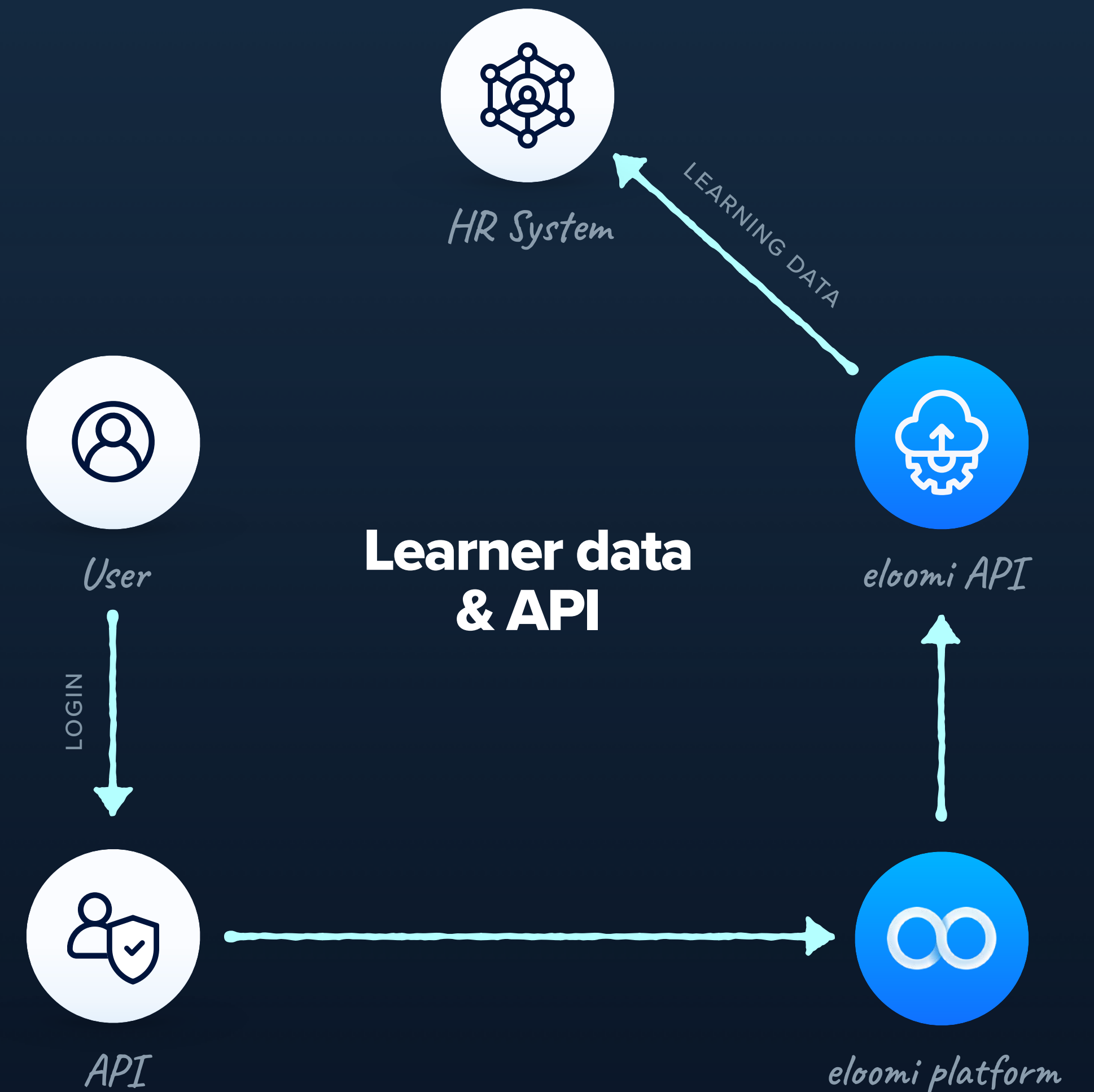
Retrieve learning data

Monitor team performance and learning progress effectively across all applications.

Access learning data from your eloomi API to get easy access and reporting across systems.

Retrieve learning data on:

- ✓ Courses
- ✓ Playlists
- ✓ Events
- ✓ Categories
- ✓ Topics



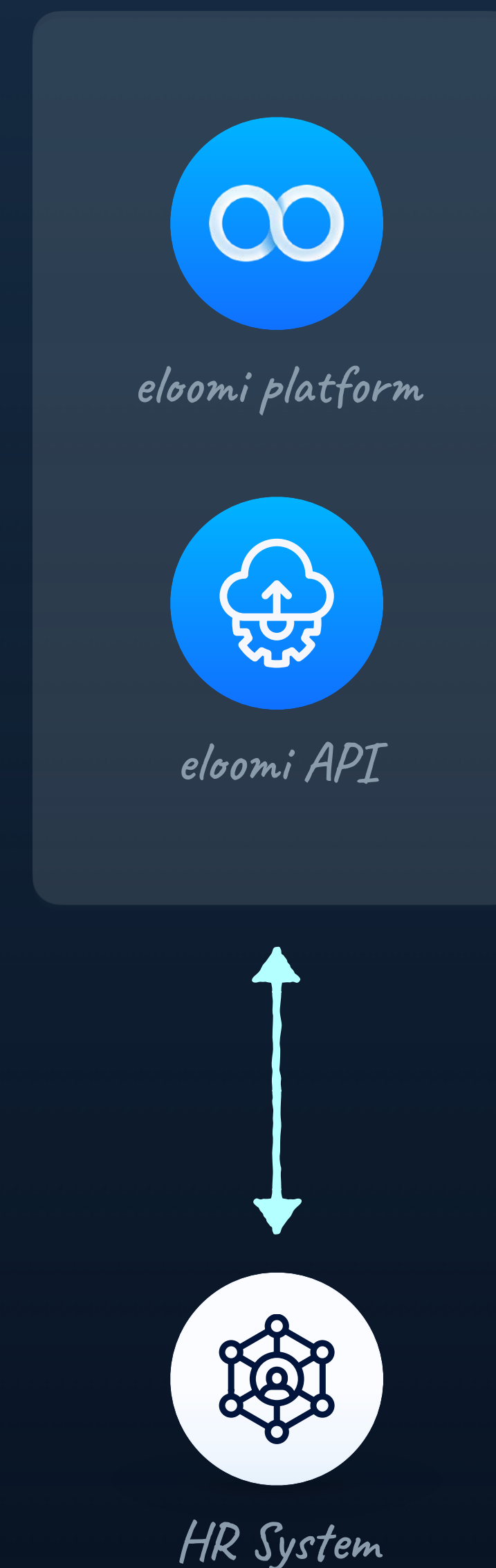
Be at ease with restful architecture

At eloomi we use an Open REST API

An API is an Application Programming Interface. Essentially, it's a rulebook for how different computer systems can interact with each other.

We follow standard HTTP methods, in JSON formats, so when data is sent to and from our platform using the eloomi API we keep your systems safe and protected.

[Access our full API documentation here](#)



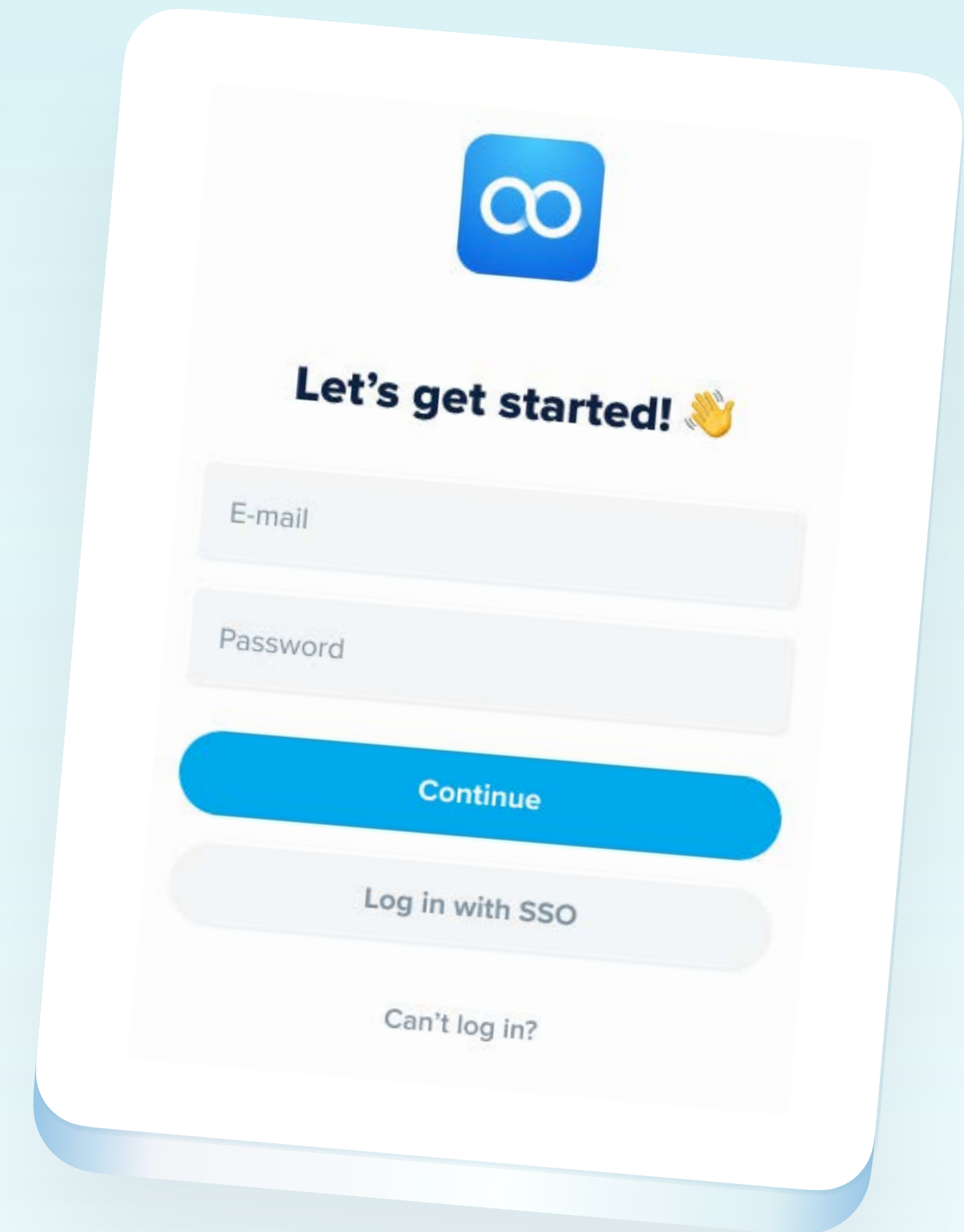
Seamless user experience with SSO

Say goodbye to multiple log-ins

- ✓ Fight password fatigue
- ✓ Empower employee productivity
- ✓ Streamline user experience

With authentication by a trusted source, SSO means users get easy access to their training, while staying IT secure.

*We support SSO through
SAML 2.0 protocols*



Make integrations effortless

Let's chat

